

PROJECT: PeerCivic: Strengthening the civic commitment of young people through Peer led initiative community.

Project number: 101131845-PeerCivic-ERASMUS-YOUTH-2023-YOUTH-TOG

Work Package 3: Transnational peer led initiatives.

Deliverable D3.3. Peer led initiative community development.

D3.3. Peer led initiative community development.

FEB 2025

“Funded by the European Union. Views and opinions expressed are however those of the author(s) only and do not necessarily reflect those of the European Union or [name of the granting authority]. Neither the European Union nor the granting authority can be held responsible for them.”

Granting authority: European Education and Culture Executive Agency (EACEA)

In this deliverable, you will find everything you need to replicate the strategy implemented in the PeerCivic project: Strengthening the Civic Commitment of Young People through Peer-Led Initiative Communities (Project ID: 101131845-PeerCivic-ERASMUS-YOUTH-2023-YOUTH-TOG). This guide provides a structured approach to empowering youth participation, fostering leadership, and enhancing civic engagement through peer-led initiatives.

Peer-Led Civic Engagement Strategy: A Guide for Organizations

Empowering young people to actively participate in civic life is crucial for building inclusive and engaged communities. This strategy offers a structured framework for organizations seeking to foster youth-led initiatives, equipping young people with leadership skills, civic awareness, and advocacy tools to drive meaningful change.

By adopting this approach, organizations can create sustainable, peer-driven networks that strengthen both local and transnational cooperation, ensuring that young voices are effectively represented in decision-making processes.

This strategy provides the necessary resources to implement and replicate the following key activities:

- 1. Local Workshops for Civic Engagement**
- 2. Online Support Platform: Enhancing Youth Civic Engagement**
- 3. Planning a European Visit and Engaging with Members of Parliament in Brussels**
- 4. Comprehensive Documentation and Templates**
- 5. European Youth Goals Survey: Amplifying Young Voices**

With these tools, organizations can effectively support youth participation and civic engagement across diverse communities.

Key Components of the Strategy

1. Local Workshops for Civic Engagement

Objective

The goal of this approach is to provide young people with a **practical learning experience** that strengthens their ability to engage in civic life. Through hands-on workshops, youth participants will:

- Learn the fundamentals of **voting and civic participation**.
- Develop leadership skills to **initiate and sustain** peer-led community projects.
- Gain confidence in **communicating with decision-makers** to advocate for their needs.

Implementation Framework

- **Target Group:** 300 young participants, divided into small groups (1 educator per 10 youth).
- **Duration:** Five-day workshops in local communities.
- **Locations:** Implemented in multiple countries to create a **transnational learning network**.

Training Structure

Each session will focus on:

1. **Understanding Civic Responsibility** – The role of youth in decision-making processes.
2. **Advocacy & Public Consultation** – Training on how to express community needs effectively.
3. **Peer-Led Project Development** – Strategies for leading and sustaining community-driven initiatives.
4. **Monitoring & Impact Assessment** – Tools to evaluate personal growth and project success.

Para el desarrollo de esta actividad adjuntamos los siguientes recursos:

Guide Local Training Courses para las ongs



 [Guide Local Training Courses - PeerCivic.pdf](#)


Detailed agenda Local Training Courses

 [Detailed agenda Local Training Courses.pdf](#)

PeerCivic- Presentation for local training

 [PeerCivic- Presentation for local training \(English and DRAFT\).pdf](#)

Daily attendance list - Local TC

 [Daily attendance list - Local TC.pdf](#)

Activity report template Local training

 [Activity report template Local training.docx.pdf](#)

2. Online Support Platform: Enhancing Youth Civic Engagement

Overview

As part of the PeerCivic project, we have developed an online platform to support and enhance youth participation in civic initiatives. This platform serves as a hub for young people, youth workers, and organizations, providing access to key resources, networking opportunities, and information about European civic engagement strategies.

Through this platform, young participants can register, connect, and collaborate with peers, while youth workers gain access to specialized tools to facilitate their engagement efforts. The platform aligns with the EU Youth Strategy, promoting active participation and peer-led initiatives across Europe.

 Access the platform here: [PeerCivic Online Platform](#)

Key Features & Functionalities

1. Youth Registration & Interaction

Register & Create a Profile

- Young people can sign up and create a profile to start engaging with other participants.
- Provides access to a community space where users can exchange ideas and experiences.

 Sign up & start connecting: [PeerCivic Login](#)

2. European Civic Engagement Information

Understanding European Youth Policies

- The platform provides insights into the functioning of European civic engagement mechanisms, policies, and initiatives.
- Helps young people understand how they can contribute to decision-making processes.

 Explore European youth engagement frameworks: [EU Civic Information](#)

3. Resources for Young Participants

Tools & Guides for Civic Engagement

- Young people can access practical resources to develop and lead their own peer-led initiatives.
- Includes activity templates, advocacy strategies, and methods for community participation.

 Find youth resources here: [Get Involved](#)

4. Support for Youth Workers & Educators

Training Materials & Best Practices

- Dedicated section for youth workers, educators, and facilitators to access guides, training materials, and methodologies for mentoring young people.
- Supports the structured implementation of peer-led engagement initiatives.

 Explore youth worker resources: [Resources for Youth Workers](#)

5. Alignment with the EU Youth Strategy

Understanding European Youth Goals

- The platform aligns with the European Youth Strategy, promoting youth empowerment and active participation in democratic life.
- Provides direct links to EU youth policies, objectives, and opportunities for young people.

 Learn more about EU youth goals: [EU Youth Strategy](#)

How to Use the Platform

- ✓ Step 1: Register & Create a Profile – Sign up to access networking and collaboration features.
 - ✓ Step 2: Explore the Resources – Find guides, tools, and templates for civic engagement.
 - ✓ Step 3: Connect with Peers – Interact with young leaders and share experiences.
 - ✓ Step 4: Engage with EU Policies – Learn about European youth policies and participation opportunities.
 - ✓ Step 5: Access Support for Youth Workers – Get materials to facilitate civic engagement programs.
-



Why Use the PeerCivic Platform?

- ✓ Empowers young people to take an active role in their communities.
- ✓ Facilitates peer-led initiatives through structured resources and networking.
- ✓ Supports youth workers with professional development materials.
- ✓ Connects participants across Europe, fostering transnational collaboration.
- ✓ Aligns with the EU Youth Strategy, ensuring meaningful civic participation.

 Join the movement and start engaging today!

 [Visit the PeerCivic Online Platform](#) 

3. Plan a European Visit and Engage with Members of Parliament in Brussels

Engaging with Members of the European Parliament (MEPs) is a key step in advocating for youth-led initiatives and strengthening civic participation at the European level. This guide will help you plan and execute a successful visit to Brussels, including the resources you need to schedule meetings, communicate effectively, and organize your agenda.

Step-by-Step Guide to Planning Your Visit

1. Research Relevant Members of Parliament (MEPs)

 Identify MEPs aligned with your project's goals

- Conduct research to find MEPs who are active in topics related to youth engagement, civic participation, and social initiatives.
- Focus on parliamentarians who have previously supported peer-led initiatives, youth strategies, or civic projects.

 Resource: Example research template in Excel – *LIST OF POTENTIAL MPs*

 Download research example

2. Contact MEPs and Request a Meeting

 Prepare a well-structured request

- Use a formal and concise email or letter to introduce your project and explain why a meeting would be beneficial.
- Customize your message to show how your initiative aligns with their policy priorities.
- Be clear and professional, offering flexible dates for the meeting.

 Resource: Contact template – *Instructions for PeerCivic Project Partners to Request a Meeting with Their Members of Parliament (MEPs)*

 Download template

3. Draft a Formal Letter to MEPs

 Personalize your message to increase engagement

- Address the MEP by name and refer to their work related to youth and civic participation.
- Clearly state your objectives and the importance of the meeting.
- Offer a brief project summary and highlight key questions or topics you wish to discuss.

✓ Resource: Example letter template – *Example Letter Peer Civic MP*

 Download letter template

4. Organize an Internal Agenda for Meetings

 Coordinate schedules with multiple MEPs

- Once you receive responses, plan a structured meeting agenda to maximize your time in Brussels.
- Allocate specific time slots for each MEP to ensure smooth transitions between meetings.
- Confirm availability in advance and consider using a shared Excel or Google Sheet for scheduling.


✓ Resource: Meeting agenda template – *MPs Agenda - Example*

 Download agenda template

Additional Tips for a Successful Visit

- ✓ Prepare in advance – Research MEPs' recent speeches, initiatives, or reports related to youth and civic participation.
 - ✓ Be clear on your objectives – Define what you want to achieve from each meeting (e.g., funding opportunities, policy recommendations, collaboration).
 - ✓ Follow up after the meeting – Send a thank-you email summarizing key points discussed and outlining potential next steps.
 - ✓ Engage on social media – Tag MEPs and institutions in posts to showcase your initiative and strengthen connections.
-

By following this structured approach, you can effectively engage with Members of Parliament in Brussels, advocate for youth-led initiatives, and contribute to shaping policies that support civic participation.

 Start planning your European visit today and make your voice heard at the EU level!

4. European Youth Goals Survey: Amplifying Young Voices

 Encourage More Young People to Share Their Perspectives!

As part of the PeerCivic Project (101131845-PeerCivic-ERASMUS-YOUTH-2023-YOUTH-TOG), we are gathering valuable input from young people across Europe to strengthen youth participation in decision-making. This survey focuses on the 11 European Youth Goals, which reflect the key priorities and aspirations of young people.

 Why is this important?

The survey highlights the top three proposals for each goal, providing policymakers in Brussels with direct insights into what young people need and expect from European leadership. This is a unique opportunity for youth voices to be heard at the highest levels of decision-making within the EU.

 How can your organization help?

We invite youth organizations, educators, and community leaders to promote this survey and encourage young people to participate. By collecting more data, we can ensure that youth-driven proposals gain greater visibility and impact in EU policy discussions.

 How to Participate:

- Share the survey link with your network of young people.
- Encourage youth to take 5-10 minutes to complete it.
- Highlight that their opinions will directly influence EU policymakers.

 Survey Link: [Click here to participate](#)

 Your support is key to making young voices count! Let's ensure youth priorities are recognized at the European level. 



Co-funded by
the European Union





PeerCivic

Strengthening the civic
commitment of young people
through Peer led initiative
community

What are we going to do today?

Let's start

1. The PEER CIVIC project 
2. European Youth Goals 
3. Let's debate
4. What are our needs?
5. How to become a candidate
6. Evaluation



**Co-funded by
the European Union**

Funded by the European Union. Views and opinions expressed are however those of the author(s) only and do not necessarily reflect those of the European Union or the European Education and Culture Executive Agency (EACEA). Neither the European Union nor EACEA can be held responsible for them.




Let's start

Let's start (Icebreaker)

Upload here the description of the ICEBREAKER activity you would like to realise with the participants

Icebreaker available in the following Toolkit:

https://drive.google.com/drive/folders/1pKq04cYtIKJdrnb593tMV0pO_s-ZtMA8



**Co-funded by
the European Union**

Funded by the European Union. Views and opinions expressed are however those of the author(s) only and do not necessarily reflect those of the European Union or the European Education and Culture Executive Agency (EACEA). Neither the European Union nor EACEA can be held responsible for them.



1. The PEER CIVIC project





PeerCivic

Strengthening the civic
commitment of young people
through Peer led initiative
community

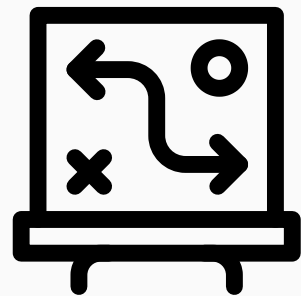
Young Europeans are often excluded from political
decision-making processes.

The PEER CIVIC project was created to bridge this gap by
promoting the **active** and meaningful **participation** of
young people in the **democratic and political life of** their
countries and the European Union.



Co-funded by
the European Union

Funded by the European Union. Views and opinions expressed are however
those of the author(s) only and do not necessarily reflect those of the European
Union or the European Education and Culture Executive Agency (EACEA).
Neither the European Union nor EACEA can be held responsible for them.



Project Name

Peer Civic

Strengthening the civic commitment of young people through Peer led initiative community



Duration

24 months

01/12/2023



30/11/2025



Consortium



From: Bulgaria, Greece, Ireland, Italy, Spain, Romania



EU Funding

**Erasmus
Youth
Together**



**Co-funded by
the European Union**

Funded by the European Union. Views and opinions expressed are however those of the author(s) only and do not necessarily reflect those of the European Union or the European Education and Culture Executive Agency (EACEA). Neither the European Union nor EACEA can be held responsible for them.

Main objectives

Promoting civic participation

Increase the involvement of young people in voting and public consultations.

Promoting inclusive communities



Develop the leadership skills and civic engagement of young people.

Strengthening capacity building

Facilitating collaboration and networking

Promoting cooperation between young people from different European countries.

Methodology

Approach: Peer-led initiatives to promote active participation.

**Implementation:
Direct involvement of young people in decision-making and advocacy activities.**



Participants

N. 300

Young people from 6 European local communities (Bulgaria, Greece, Ireland, Italy, Romania and Spain), aged between

N. 30

Facilitators: 5 youth workers per country, responsible for training and supporting the young participants.



Resources



ONLINE PLATFORM

Functionality: An online space to facilitate collaboration and exchange of ideas and knowledge among young participants.


Objective: support for project activities and dissemination of civic initiatives.



STUDY VISIT to BRUSSELS

Content: Selection of 11 young people for a study visit to Brussels, including meetings with MEPs and a focus on the objectives of the European Youth Strategy (EYS).

Objective: To promote youth involvement and dialogue with European and local decision-makers.



Resolution for EU candidates and decision- makers


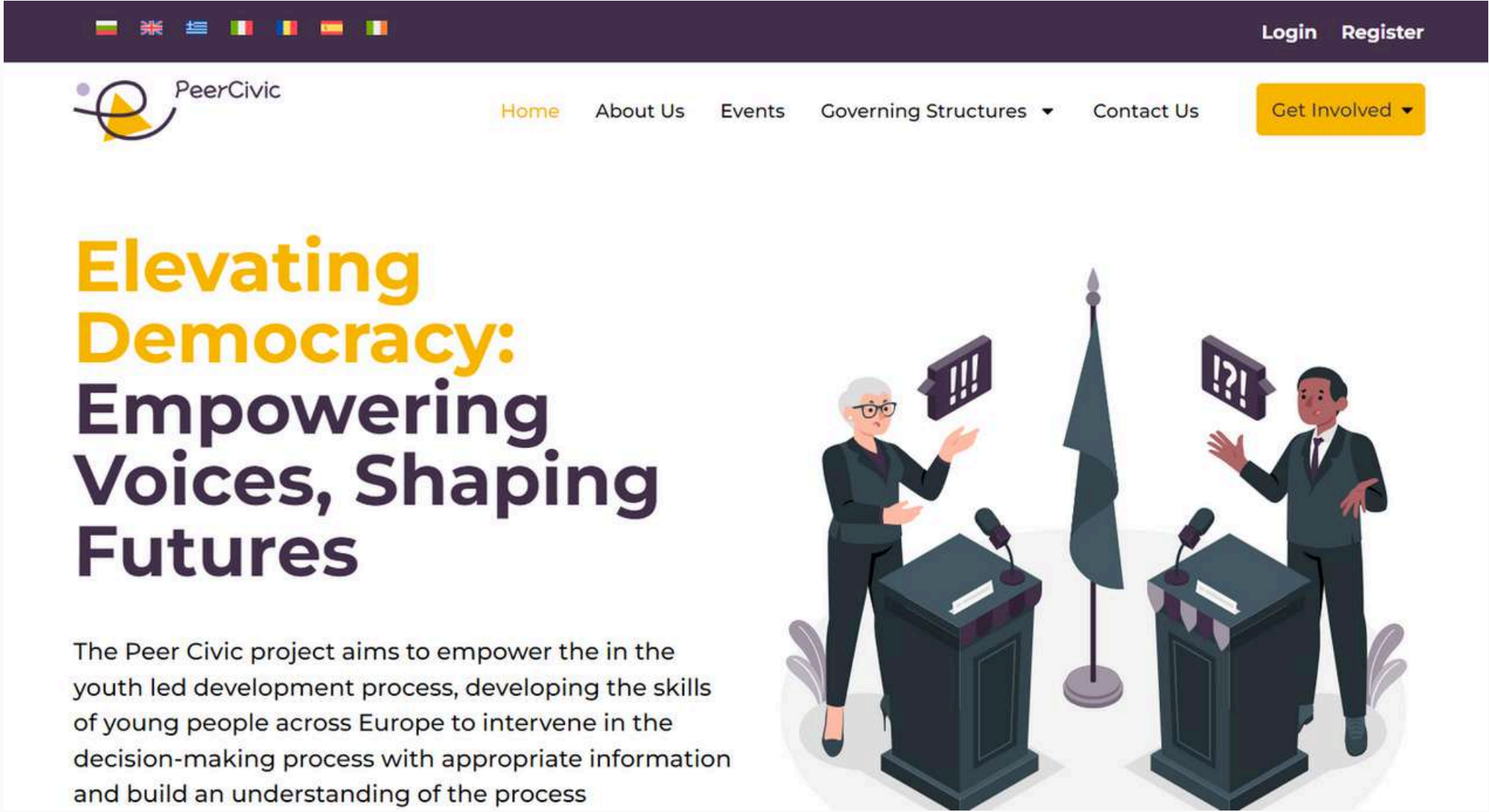
Content: The community of 300 young people will participate in a public consultation culminating in a resolution addressed to the European Parliament.

Objective: Actively involving young people in the decision-making process.

**ONLINE
PLATFORM**
<https://peercivic.eu/>



**PLEASE TAKE A
MOMENT TO REGISTER
ON THE PLATFORM**



Roadmap



We are HERE, today

Content:
The 300 young people in the network will participate in an online event similar to an election campaign, with voting activities, for a period of 30 days.

Event actions:
Creation of personal profiles mimicking those of election candidates.
Consultation of profiles by all young people involved for 30 days.
A 'voting' event with candidates divided into working rooms according to EYS, with facilitated questions and answers.

1. Plenary meeting of the 300 young people where the voted candidates will present their vision for addressing the needs of young people in the new agenda of the European Parliament.

Content:
The **11 selected young people** will create and lead a campaign to stimulate the interest of young people to interact with regional representatives in the European Parliament, to respond to the needs of young people and to call for public consultations.

Actions:
Creation of a **campaign to stimulate civic engagement**, in collaboration with European decision-makers in their region.

1. Application of a tool to collect the needs of young people, based on a framework developed during the study visit to Brussels, which ended with a public resolution.

Road to Bruxelles




Resolution for EU candidates / decision-makers in the local region of the partner communities

Objectives: The public consultation will conclude with a resolution addressed to representatives of the European Parliament from each partner region, conducted by young people with the support of IE during 30 days of activities.

Content: Young people will be involved in data collection and needs analysis for the resolution and subsequently in new updates of the situation annually



Study visit to Brussels



Content: Selection of 11 young people for a study visit to Brussels, including meetings with MEPs and a focus on the objectives of the European Youth Strategy (EYS).

Objective: To promote youth involvement and dialogue with European and local decision-makers.



Planning of online meetings with actions to monitor the commitments made by parliamentarians

Content: The introduction of a planned agenda of online meetings with local decision-makers based on the commitment made and the implementation of the conclusions of the long-term monitoring plan.

Objective: The role of the meetings is to offer young people the support of the relevant actors in the implementation of the monitoring plan (sources to follow in each country, who to ask questions to in order to know the real situation according to their needs).



2. European Youth Goals



The **EU Youth Strategy** focuses on three key action areas, around the three words:
Involve, Connect, Empower

The 11 European Youth Goals summarise the **issues** affecting young people in Europe and the political priorities that are important to them. The Youth Goals show in which areas **changes** still have to **take place** in order for young Europeans to realise their full potential.

EU Youth Dialogue works on the implementation of the **Youth Goals**. At European, national and regional level, the EU Youth Dialogue works with the Youth Goals to **define policies in the interest of young people.**

11 Youth Goals

 <p>#1 CONNECTING EU WITH YOUTH</p>	 <p>#2 EQUALITY OF ALL GENDERS</p>	 <p>#3 INCLUSIVE SOCIETIES</p>	 <p>#4 INFORMATION AND CONSTRUCTIVE DIALOGUE</p>
 <p>#5 MENTAL HEALTH & WELLBEING</p>	 <p>#6 MOVING RURAL YOUTH FORWARD</p>	 <p>#7 QUALITY EMPLOYMENT FOR ALL</p>	 <p>#8 QUALITY LEARNING</p>
 <p>#9 SPACE & PARTICIPATION FOR ALL</p>	 <p>#10 SUSTAINABLE GREEN EUROPE</p>	 <p>#11 YOUTH ORGANISATIONS & EUROPEAN PROGRAMMES</p>	

#2 Equality of All Genders

Ensuring gender equality and gender-related approaches in all areas of a young person's life.



Goals:

- Tackle discrimination and ensure equal rights for all genders in cultural, political and socio-economical life.
- Achieve universal awareness of gender-based inequality and discrimination, particularly in the media.
- End gender-based violence by addressing and tackling it effectively in all its forms.
- Eliminate stereotypical gender roles and embrace diverse gender identities in education systems, family life, the workplace, and other areas of life.
- End gender-based structural discrimination in the labour market and ensure equal rights, access and opportunities.
- Ensure equal pay for equal work and the equal sharing of the responsibilities of care work.
- Ensure equal access to formal and non-formal education, and that the design of education systems follows gender-sensitive approaches.

• Gender discrimination still affects many young people, particularly young women.

• Equal opportunities and access to rights must be guaranteed for young people of all genders, including non-binary and LGBTQI+ youth.

#3 Inclusive Societies

Enable and ensure the inclusion of all young people in society.

Goals:

- Provide legal protection and enforce international legal instruments to fight against all kinds of discrimination and hate speech, recognising that young people are subjected to multiple forms of discrimination.
- Strengthen outreach of information to marginalised young people, to ensure they are aware of spaces, opportunities and experiences available to them.
- Ensure that all marginalised young people have equal access to formal and non-formal learning environments, addressing all the dimensions of inclusion.
- Strengthen the capacities of educators to work with marginalised young people.
- Provide more spaces, opportunities, resources and programmes to foster dialogue and social cohesion, and combat discrimination and segregation.
- Strengthen social support by implementing the right to a living wage, fair work condition, universal access to quality health care, and ensure specific measures for marginalised young people.
- Ensure that marginalised young people are participating in all decision-making processes and are key players, particularly in processes concerning their own rights, wellbeing and interests.

• **One third of young people in Europe are at risk of poverty and social exclusion. Many do not have access to their social rights. Many continue to suffer multiple discrimination, experience prejudice and hate crimes. New migration phenomena have brought with them various social and inclusion challenges. Therefore, it is crucial to work for the implementation of the rights of all young people in Europe, including the most excluded and marginalised.**

#5 Mental Health & Wellbeing



Achieve better mental wellbeing and end stigmatisation of mental health issues, thus promoting social inclusion of all young people.

Goals:

- Encourage the development of self-awareness and less competitive mindsets by fostering appreciation for individual skills and strengths.
- Safeguard the rights to work and to study of people with mental health issues both during and after illness to ensure their ability to pursue their own ambitions.
- Develop an inclusive intersectional approach to mental health provision for all, especially marginalised groups.
- Provide all professionals working with young people as well as family and friends with quality mental health first aid training.
- Provide inclusive, respectful and well-funded treatment by incorporating high quality mental health provision across all medical institutions.
- Focus on prevention measures that ensure young people are equipped with the knowledge and the skills required for better mental wellbeing.
- Fight stigma about mental health issues by developing awareness programmes.

A significant and growing number of young people across Europe express concern about the prevalence of mental health problems such as high stress, anxiety, depression and other mental illnesses. Young people cite the enormous social pressure they face nowadays and express the need to improve the mental health of young people.



#8 Quality Learning

Integrate and improve different forms of learning, equipping young people for the challenges of an ever-changing life in the 21st century.

Education remains a key element for active citizenship, inclusive society and employability. That is why we need to broaden our vision on education for the 21st century, focusing more on transferable skills, student-centred learning and non-formal education in order to achieve truly equitable and universal access to quality learning.

Goals:

- Guarantee universal and equal access to quality education and life-long learning.
- Ensure that all young people have access to adequately funded non-formal education at all levels, that is recognised and validated.
- Promote open-mindedness and support the development of interpersonal and intercultural skills.
- Create and implement more personalised, participative, and cooperative learner-centered methods in every step of the education process.
- Guarantee that education equips all young people with life skills such as money management and health education including sexual and reproductive health.
- Incorporate methods within formal and non-formal education settings that enable the learner to develop personal skills including critical and analytical thinking, creativity and learning.
- Ensure that young people have access to citizenship education to provide them with solid knowledge on political systems, democracy and human rights, attained also through community-based experiences in order to promote active civil participation.



#11 Youth Organisations & European Programmes

Ensure equal access for all young people to youth organisations and European youth programmes, building a society based on European values and identity.

Goals:

- Ensure visibility and provide quality information on youth organisations and European youth programmes for all young people.
- Ensure sufficient resources from EU programmes for youth organisations to develop projects and access structural support to carry out their missions and to support their work.
- Ensure youth organisations and European youth programmes are better bridged with the educational systems and acknowledging them as actors fostering life skills and active citizenship.
- Increase the accessibility of European youth programmes, ensure a youth friendly administration process and provide support and quality information for all participants and applicants.
- Reach out to and support marginalised young people to be active in youth organisations, youth groups and EU youth programmes.
- Increase resources, and widen the variety of grants and diversity of initiatives available for youth organisations and youth groups.
- Ensure participation of young people in governance processes of European youth programmes.

European youth organisations and youth programmes involve millions of young people in order to support active citizenship and develop their life skills. However, European youth organisations and youth programmes remain underfunded and lack recognition and accessibility.



3. Let's debate

3. Let's debate

Upload the activity description here to stimulate debate among participants based on the themes contained in the 11 objectives of the European Strategy.

Activities to stimulate debate available in the following [Toolkit](#):

https://drive.google.com/drive/folders/1pKq04cYtIKJdrnb593tMV0pO_s-ZtMA8





4. What are our needs?

4. What are our needs?

Upload here the activity for collecting needs among the participants, the aim is to identify the needs and proposals of young people in order to present them to the European Commission in Brussels.

Don't forget to add your needs to the platform.

Activities to collect the needs available in the following Toolkit:
https://drive.google.com/drive/folders/1k2demCPNII7zIMQR4qam6uNUQvOCTa88?usp=drive_link

Template Form Here
[Youth Needs Analysis Form](#)





5. How to become a candidate

5. How to become a candidate

The project offers two places for each participating country, enabling a total of 11 young people, aged between 18 and 25, accompanied by two project leaders, to travel to Brussels to present their proposals to the European Commission and learn more about European structures.

In order to participate in the study visit the candidate have met the following requirements:

1. Age: between 18 and 25.

2. National representation:

- Represent one of the project countries:
Romania, Spain, Italy, Bulgaria, Greece or Ireland.



5. How to become a candidate

3. Registration on the Peer Civic platform:

Being registered on the Peer Civic platform: <https://peercivic.eu/>

4. Collection and presentation of problems and solutions:

Upload 3 needs collected from young people and potential solutions you want to transmit to the European Commission.

5. How to become a candidate

7. Upload a video to the platform:

- Upload a video to the platform presenting your candidacy.

8. Submission of the application:

- Upload your application to the platform so that others registrants in your country can vote for it.



6. Evaluation

6. Evaluation

Upload the activity here to conduct a training course evaluation.

This is essential to obtain feedback, improve one's skills as an EI and collect the necessary data to report on satisfaction and success of each local event.


Toolkit:

<https://drive.google.com/drive/folders/181VhB4Ublq-AYrZ8g9ZwVSVNSr59lzz2>



What are the next opportunities after this event?

- **On-line “Youth Elections Event”** - planned for 9th December
- **Voting of Candidates** - planned for 11th December
- **Plenary Meeting**- planned for 13th December
- **Study visit in Brussels** - planned for March 2025





PeerCivic

Strengthening the civic
commitment of young people
through Peer led initiative
community



Co-funded by
the European Union

Guide to Organising the Local Training Courses and Using the Toolkit

Objective of the Guide

This guide is designed to support youth workers in organising and leading Local Training Courses. The purpose is to ensure that each project partner carries out at least five Training Courses during one days each, involving 50 young people in total (ten each Training Course), who can:

1. Getting to know the project: Familiarise yourself with the project's objectives and activities.
2. Discover the European Youth Strategy and its objectives: Understand the goals and priorities of the European Youth Strategy.
3. Express concerns and needs: Share your daily concerns, needs and problems related to European policies.
4. Collect proposals: Work with the facilitator to develop concrete proposals to be submitted to the European Commission.
5. Know the mechanisms of participation: Learn how to get involved in the project, lead activities and apply for the trip to Brussels.

Structure of the Local Training Courses

To meet these objectives, we have developed a structure that will facilitate the organisation of your local meetings:

1. Welcome and Introduction of Participants
2. Presentation of the project
3. Activities to Stimulate the Group
4. Collection of European Proposals
5. How to Support the Project
6. How to Become a Candidate
7. Evaluation

1. Welcome and introduction of participants

Welcome is a crucial phase of the Training Course. Here are some tips to make this first stage easier:

1.1. Warm and personalised reception

- **Smile and Positive Energy:** Greet each participant with a smile and a positive attitude to create a welcoming atmosphere.
- **Personal Greetings:** Whenever possible, greet each young person by name to establish an immediate and personal connection.

1.2. Clear presentation of the Training Course

- **Clear agenda and objectives:** Start the event by briefly explaining the agenda for the day and the objectives of the day so that participants know what to expect.
- **Importance and benefits:** Highlights the importance of the course and how it can benefit participants at both a personal and community level.

1.3. Presentation and icebreaker dynamics

- **Interactive activity:** Organise a dynamic introduction or a fun ice-breaker that allows participants to get to know each other better and feel more comfortable.
- **Initial interaction:** Encourage initial interaction to break down barriers and create a collaborative environment from the start.

1.4. Attractive space and materials

- **Attractive environment:** Make sure the space is well organised and attractively decorated to capture the attention of young people.
- **Materials prepared:** Have all necessary materials ready (brochures, programmes, welcome kits) so that participants feel that everything is well planned.

1.5. Setting standards and expectations

- **Ground rules:** Explain the basic rules of the Training Course (respect, participation, use of mobile phones, etc.) to ensure an orderly and respectful development.
- **Participation expectations:** Encourage young people to actively participate, share their ideas and make the most of the opportunity to be present.

1.6. Toolkit Resources

On the [ToolKit](#) you will find activities, games and dynamics to welcome participants. In addition to having material available, we invite you to enrich the material base by uploading your own activities.

By following these keys, you can create an effective and motivating welcome that prepares participants for a productive and enriching experience.

2. Presentation of the project

In order to make the project known in an effective and simple way, we have created a [platform](#) that will serve as a central tool for communicating and working together on the project.

After the introduction of the participants, it is important that the IE (Incubators Educators) spend about 30 minutes introducing the Peer Civic project, allowing the young people to get to know it in depth.

Here is a structure of ideas that may be useful for your presentation:

1. Presentation of the platform and main objectives:
 - Show the PeerCivic platform and explain its functions.
 - Describe the main objectives of the project.
2. Brief explanation of the structure of the European Parliament:
 - Provide an overview of how the European Parliament is structured.
3. Visualisation of the objectives of the European Youth Strategy:
 - Highlight the key objectives of the European Youth Strategy.
4. Communication of opportunities to take proposals to Brussels:
 - Explain how young people can take their proposals and needs to Brussels.
5. Purpose of the youth encounters:
 - Emphasise that these meetings are designed to gather needs and proposals from young people.

2.1 Toolkit Resources

On the [ToolKit](#), you will find presentations on European institutions and examples of presentations from other countries that you can take as a reference. In addition, we invite you to enrich the material base by uploading your own presentations.

3. Activities to stimulate the group

Once the project has been presented and the young people are familiar with it, it is time to "warm up" and encourage their active participation. Based on the 11 objectives of the European Youth Strategy, IE can conduct various activities to generate discussion and stimulate participants. These activities include:

1. Thematic Debates:

- Organise debates on topics related to the objectives of the Youth Strategy. This allows young people to express their views and listen to different perspectives.

2. Positioning of Values:

- Conduct exercises where participants physically position themselves on a scale of agreement or disagreement with various statements. This facilitates discussion about values and beliefs.

3. Intensity barometers:

- Use intensity barometers to measure the strength of participants' opinions and feelings on certain issues. This can help identify areas of strong interest or concern.

The aim of these activities is to generate a dynamic and participatory environment, where young people feel comfortable expressing their thoughts and personal interests. This not only stimulates discussion, but also allows them to move on to the next phase with more engaged participants and a better understanding of their perspectives.

3.1 Toolkit Resources

On the [ToolKit](#), you will find activities that you can use as a reference. In addition, we invite you to enrich the material base by uploading your own dynamics.

4. Collection of European proposals

The collection of European proposals is one of the main objectives of these Training Courses. It is crucial because one of the purposes of the project is to identify young people's needs and proposals to present them to the European Commission in Brussels.

To achieve this, you can organise various activities, such as:

1. Brainstorming:

- Facilitate brainstorming sessions where participants can freely share their thoughts and suggestions.

2. Stakeholders:

- Form interest groups based on specific issues. This allows for more in-depth and focused discussion on particular areas of concern.

3. Workstations:

- Set up workstations where young people can rotate and contribute their ideas on different topics or issues.

It is essential that, after these activities, you compile in writing both the needs and the proposals of the young people. This documentation will be essential for drafting the final proposals to be presented in Europe.

By following this approach, you ensure that young people's voices are heard and that their ideas are reflected in the proposals we will take to Brussels.

4.1. Toolkit Resources

On the [ToolKit](#), you will find a variety of activities designed to help you gather information effectively. These activities are designed to facilitate the collection of young people's needs and proposals.

In addition, we invite you to enrich the materials base by uploading your own proposals and activities. In this way, we can all benefit from a wider and more diverse set of resources to strengthen our work.

5. How to support the project

After collecting the groups' needs and proposals, the next step is to get them more involved in the project and potentially become candidates to present their ideas in Europe.

To this end, we will communicate to participants how they can be an active part of the project and the various ways in which they can contribute:

1. Thank you for your participation:

- Remind participants that by taking part in this event, they are already contributing to the project. Thank them for their participation and valuable input.

2. Contribution of further proposals:

- Invite young people to continue to contribute their needs and proposals. Any additional ideas are welcome and valuable to the project.

3. Participation in local events:

- Encourage participants to get involved in more local events. Their presence and active participation are crucial to the success of the project.

4. Leading new activities:

- Encourage young people to take the initiative and lead new activities. This not only enriches the project, but also develops their leadership skills.

5. Collaboration with the Toolkit:

- Encourage participants to upload materials to the PeerCivic platform to collaborate with the toolkit. This can include icebreaker activities, exercises, games and assessments.

6. Application to travel to Brussels:

- Explain what the journey consists of and connect it to the requirements of the next point.

IMPORTANT NOTE

Remember that the use of the platform is a crucial part of the project, so it is essential to register each participant. During the Training Course, dedicate 5 minutes for participants to start creating their own profile on the platform. This will not only help them to familiarise themselves with the platform, but will also allow them to resolve any questions they may have at the time.

6. How to Become a Candidate

The project offers two places for each participating country, allowing a total of 11 young people, aged between 18 and 25, accompanied by two project leaders, to travel to Brussels to present their proposals to the European Commission and learn more about European structures. To be eligible for this trip, the following requirements must be met:

1. Age: Be between 18 and 25 years old.
2. National Representation:
 - Represent one of the project countries: Romania, Spain, Italy, Bulgaria, Greece or Ireland.
3. Registration on the Peer Civic Platform:
 - Be registered on the Peer Civic platform.
4. Materials Contribution:
 - Have uploaded at least one material related to the following categories:
 - Icebreaking

- Dynamics
- Presentation

5. Dynamisation of Local Activities:

- Have led a local activity with young people and have registered it on the platform, including the report and the necessary documentation to justify the event (photos, brief memory, signature sheets).

6. Collection and Presentation of Problems and Solutions:

- Upload to the platform the problems collected from young people and the potential solutions that you want to convey to the European Commission.

7. Presentation of candidature:

- Upload your candidacy to the platform so that the rest of the registrants in your country can vote for it.

With these criteria, we can ensure that the chosen participants are people who have actively contributed to the Peer Civic project, both by leading activities and by sharing their best practices in the toolkit. This guarantees a committed and valuable representation in Brussels.

7. Evaluation

Last but not least is to conduct an evaluation of the Training Course. This is essential to get feedback, improve your skills as IE and collect data needed to report on the level of satisfaction and success of each local event.

You can use various dynamics available in the toolkit, such as:

1. Digital Assessments:

- Use digital tools to gather feedback quickly and efficiently.

2. Qualitative Evaluations:

- Conduct interviews or group discussions to obtain detailed and qualitative information about the participants' experience.

3. Evaluation Games:

- Implement games that allow young people to express their opinions and suggestions in a playful and participatory way.

4. Positioning:

- Use positioning techniques for participants to indicate their level of satisfaction and their impressions of different aspects of the event.

Evaluation not only provides us with valuable insights for improvement, but also allows us to measure the impact and success of our activities. This is essential to ensure the quality and effectiveness of local Peer Civic events.

7.1 Toolkit Resources

On the [ToolKit](#), you will find activities for the evaluations that you can use as a reference. In addition, we invite you to enrich the material base by uploading your own exercises.

LOCAL TRAINING COURSES

PROJECT: “PeerCivic: Strengthening the civic commitment of young people through Peer led initiative community”

Agreement number: **101131845-PeerCivic-ERASMUS-YOUTH-2023-YOUTH-TOG**

Venue of the visit: A Consortium’s country (Romania, Ireland, Spain, Italy, Bulgaria and Greece).

Date: Between September and December 2024.

Participants: 10 young learners each Local Training Course.

PURPOSE OF THE LOCAL TRAINING COURSES

The main objective of the Local Training Courses is the implementation of the methods deepened and tested during the Training Course in Craiova and applied them within the target groups of 300 young participants, in a division structure of 1 IE per 10 young people. Each Consortium's organisation sent 5 youth workers to the Training Course in Craiova. Now each one of them will lead a Local Training Course for 10 young learners.

PARTICIPANTS

- 10 Young learners each Local Training Course.
- 1 Youth worker leading each Local Training Course (Youth leaders).

Each of the six organisations of the Consortium sent 5 youth workers to the Training Course in Craiova. Now each one of them will lead a Local Training Course for 10 young learners during one day each Local Training Course, therefore each organisation will hold 5 Local Training Courses during 5 days. Consequently, each organisation will gather 50 young learners. In total, Local Training Courses will gather 300 young learners and 30 youth leaders.

PLACE AND DATES

Each organisation will choose the facilities to organise the Local Training Courses at its convenience taking into consideration several factors such as dates, youth worker preference, facilities' availability, resources, etc. For sure, they will take place in the Consortium's countries: Romania, Ireland, Spain, Italy, Bulgaria and Greece.

On the other hand, each Local Training Course will last 1 day. They can be organised during September and December 2024, a period that was discussed and agreed between the Consortium and approved by the EACEA. Once again, lies in the hands of the organisation to select the dates that suit them and the youth workers best.

TRAINING COURSE METHODOLOGY

As the main objective of the Local Training Courses is to replicate the methods acquired during the Training Course in Craiova, the Local Training Courses will follow a similar methodology.

As a consequence, they will be centred around peer-to-peer (P2P) methodology. The goal is to equip young learners with the knowledge, skills and methods acquired during the Training Course in Craiova.

The methodology of "peer-led initiatives" goes beyond passive learning; it involves active participation in creating, developing, and leading learning activities. Throughout this course, you'll not only gain insights but also actively contribute to the planning and execution of projects, workshops, and other initiatives aimed at enhancing the skills and competencies of all group members.

It is important that the Local Training Courses gather youth's needs and take into account the PeerCivic Platform and its resources as well as to encourage young learners to step forward into presenting their candidacies to the Brussel's study visit.

[LOCAL TRAINING COURSES GUIDE](#)

To help youth workers implementing and developing the Local Training Courses, the Consortium has created a Guide to support them in organising and leading the Local Training Courses. It includes several factor keys such as activities to stimulate the group, how to collect youth needs, how to evaluate the courses, etc. It also includes references and links to the Incubator Educators Supporting Toolkit and to the PeerCivic Platform.

This Guide can be consulted [here](#) in English, Spanish, Romanian, Italian, Bulgarian and Greek.

[INCUBATOR EDUCATORS SUPPORTING TOOLKIT](#)

In order to support youth workers in organising and leading the Local Training Courses, a Toolkit was developed. It encompasses crucial aspects to be able to implement and develop a Training Course successfully. For example, it covers elements such as methods of active simulation, monitoring strategy or European institutions.

The Toolkit can be checked [here](#).

[AGENDA](#)

09:00 - 09:15

Welcome and warm reception

09:15 - 09:30

Icebreaker activity

09:30 - 10:00

Introduction to the Peer Led Initiative Community and PeerCivic Project

10:00 - 10:30

Presentation of the Local Training Course and PeerCivic Platform

10:30 - 11:00

The Importance of Civic Engagement and Methods to Foster Civic Participation

11:00 - 11:30

Break

11:30 - 12:00

Current Community Challenges and Civic Responsibility Discussion

12:00 - 12:45

Interactive Debate: Addressing Community Challenges through Civic Responsibility

12:45 - 13:15

How to Engage with Decision Makers: Gathering Youth's Needs and Active Representation

13:15 - 13:45

Sustainability of Peer Led Initiatives and Civic Engagement Platforms

13:45 - 14:00

Final Evaluation and Reflections

14:00

Farewell

REGISTER SIGN-IN SHEET.Local Training Course: **PeerCivic: Strengthening the civic commitment of young people through Peer led initiative community****(101131845-PeerCivic-ERASMUS-YOUTH-2023-YOUTH-TOG)**

Place:

Dates:

Incubator Educator (IE):

Organisation:

PARTICIPANTS' DAILY ATTENDANCE LIST

N.	Name	Surname	Country	Date of Birth	Signature
1					
2					
3					
4					
5					
6					

REGISTER SIGN-IN SHEET.

 Local Training Course: **PeerCivic: Strengthening the civic commitment of young people through Peer led initiative community**
(101131845-PeerCivic-ERASMUS-YOUTH-2023-YOUTH-TOG)

Place:

Dates:

Incubator Educator (IE):

Organisation:

N.	Name	Surname	Country	Date of Birth	Signature
7					
8					
9					
10					

Organisation legal representative sign:

Instructions for PeerCivic Project Partners to Request a Meeting with Their Members of Parliament (MEPs)

To support PeerCivic's objectives of fostering civic engagement and democratic participation among European youth, we encourage each project partner to reach out to their national MEPs. This guide will assist you in setting up a meeting with an MEP and includes a link to a pre-drafted letter template you can use as a model for your request.

1. Identify the Appropriate MEP

- **Relevant Committees:** Try to contact MEPs who work in committees focused on youth, education, civic engagement, and European development, as they are more likely to take interest in the PeerCivic project.
- **Online Directory:** Use the official European Parliament directory to find MEPs by country and access their contact information. Here's the directory link: [European Parliament Members Directory](https://www.europarl.europa.eu/meps/en/257001/ELENA_SANCHO+MURILLO/home)



2. Draft a Meeting Request

- **Project Introduction:** Use the letter template to introduce PeerCivic and mention that it is Erasmus+ funded, with a focus on youth empowerment and civic engagement.
- **Meeting Purpose:** Explain that the meeting will give young participants a chance to present their insights into European youth needs and receive feedback from an EU policymaker.
- **Dates and Location:** Propose a meeting during your planned visit to Brussels on March 25, 26, or 27, but express flexibility if other dates work better for the MEP.



3. Use the Letter Template as a Model

- Access the pre-written letter template here: [Letter Template for MEP Meeting Request](#).
 - You can customize the template with your organization's information and specific details to fit your message.
-

4. Send the Request via Official Channels

- **Email:** Send the request to the MEP's official email address, available in the European Parliament directory.
 - **Social Media Follow-Up:** Some MEPs are also active on social media (e.g., LinkedIn or Twitter), and a brief follow-up message can help ensure they see your email.
-

5. Follow Up on Your Request

- If you don't receive a response within a week, consider sending a polite follow-up email. Offer flexibility in your availability and mention that the meeting can be virtual if preferred.
-

6. Share Your Progress with PeerCivic Coordinators specially with Permacultura Cantabria

- Keep the PeerCivic project coordinators updated on your communications with MEPs.
- Document responses and any meeting confirmations for coordination purposes.

By following these steps and utilizing the letter template, you'll be well-equipped to arrange meaningful meetings with MEPs to support the PeerCivic mission.





PERMACULTURA CANTABRIA

CIF:xxxxx

Presidente: xxxxxxxx xx xxxxxxxx

DNI: xxxxxxxx

date xxxxxxxx

Sra. xxxx xxxx xxxx

Miembro del Parlamento Europeo
Grupo de la Alianza Progresista de Socialistas y Demócratas
Parlamento Europeo
Rue Wiertz 60
1047 Bruselas
Bélgica

Sarón, Spain, November 21st, 2024.

Dear [Name of the MP],

My name is, and I am reaching out on behalf of the), a non-profit organization dedicated to empowering youth through civic education. We are currently implementing the European project **PeerCivic** (Project ID:101131845), funded by Erasmus+, which aims to foster civic engagement and democratic participation among young people across Europe.

The PeerCivic project involves several European partner organizations, including:

- **Synergasia Energon Politon** (Greece),
- **Fondazione Comunitaria di Agrigento e Trapani** (Italy),
- **Asociación Cultural y Medioambiental Permacultura Cantabria** (Spain),
- **Manorhamilton Innovation & Development CLG** (Ireland),
- **Sdruzhenie Walk Together** (Bulgaria),
- and our organization, **ANDCTR** (Romania), serving as the project coordinator.

As part of this project, a group of 12 young participants, accompanied by 2 youth workers, will be visiting Brussels soon (last week of March 2025). We would like to request a meeting with you to present the work we have conducted in gathering insights and proposals related to the European Youth Goals. Our team is eager to further engage in collaborative work that contributes to these shared goals, and we believe that your experience and dedication to these topics would be invaluable to our participants.

This meeting, which we anticipate would last approximately one hour, is intended as an opportunity to exchange ideas and gain your valuable feedback on the initiatives we have developed. We are confident this will be an enriching experience for our young participants, strengthening both their commitment to the European Youth Goals and their understanding of the democratic values of the European Union.



We remain at your disposal to arrange the meeting at a time that best suits your schedule, preferably within the days that our group will be in Brussels. For organizational purposes, we kindly ask if it would be possible to confirm a date or provide a response by December 15.

We sincerely appreciate the meaningful work you do and your commitment to advancing the aspirations of young people across Europe. Thank you in advance for your time and consideration, and we look forward to the opportunity to engage in a productive and inspiring dialogue with you.

Yours sincerely,

.....

Project Coordinator

.....ENTITY ,,,

13:00					
14:00					
15:00	European parlienment	MEP Andrey Kovachev	andrey.kovatchev@europarl.europa.eu	confirmed meeting	Vilislava
16:00					
17:00					
18:00					
27 marzo					
9:00					
10:00					
11:00					
12:00					
13:00					
14:00					
15:00					
16:00					
17:00					
18:00					
	Future Cast	MEP Maria Walsh	email	Confirmed meeting, avaiable 25th and possibly 26th	
	Future Cast	MEP Billy Kelleher	email	Confirmed meeting, avaiable 25th or 26th	
	Future Cast	MEP Lynn Boylan	email	Confimred meeting, available 25th or 26th	

"PeerCivic: Empowering Youth to Lead Change in Europe"

Dear Participant,

Thank you for taking the time to participate in this survey. As part of the **PeerCivic Project (101131845-PeerCivic-ERASMUS-YOUTH-2023-YOUTH-TOG): Strengthening the Civic Commitment of Young People Through Peer-Led Initiative Community**, we aim to gather your valuable input on the 11 European Youth Goals. These goals reflect the priorities and aspirations of young people across Europe, and many youth have been working tirelessly to shape proposals that address these critical areas.

This survey focuses on exploring the top three proposals for each goal. Your perspective is essential, as your views will be presented in Brussels to policymakers and decision-makers within the European Union. This is your chance to ensure that the voices of young people are heard and considered at the highest levels.

We deeply appreciate your participation and the time you've taken to contribute. Your input will help create meaningful change and strengthen the connection between young people and the EU. Thank you for being part of this important initiative!

For more information visit <https://peercivic.eu/>

* Indica que la pregunta es obligatoria

1. Correo *

2. Name *

3. Surname *

4. Date of Birth *

Ejemplo: 7 de enero del 2019

5. Country *

These are the countries of the project partners. If you live in another country we would also love to know your thoughts.

Marca solo un óvalo.

Romania

Bulgaria

Greece

Ireland

Spain

Italy

Otro: _____

Goal 1: Creating a structured and effective dialogue between youth and EU decision-makers

As part of the European Youth Goals, **Connecting EU with Youth** focuses on strengthening the relationship between young people and the European Union. Through a recent voting process, three key topics emerged as the most significant for young Europeans:

- Creating a structured and effective dialogue between youth and EU decision-makers.
- Promoting social inclusion and equal opportunities for all young people.
- Improving youth mental health services.

These topics highlight the priorities and aspirations of young people across Europe. This survey aims to gather deeper insights and perspectives on these areas to ensure that your voices are represented effectively in discussions with EU policymakers.

Thank you for contributing to this important initiative! Your input is invaluable in shaping policies that reflect the needs and ambitions of European youth.

Creating a structured and effective dialogue between youth and EU decision-makers

6. What approach do you think would work best for establishing a regular dialogue between youth and EU decision-makers?

Marca solo un óvalo.

- Monthly virtual town hall meetings with EU representatives
- A youth advisory council integrated into EU decision-making processes
- Annual EU Youth Summit with participation from diverse regions
- Otro: _____

7. What tool or resource would most help young people engage in structured discussions with EU leaders?

Marca solo un óvalo.

- An interactive digital platform for submitting ideas and feedback
- Workshops to train young people in advocacy and civic engagement
- Regular newsletters summarizing EU policies and inviting youth contributions
- Otro: _____

8. What outcome would you prioritize from creating a structured dialogue between youth and the EU?

Marca solo un óvalo.

- Clear action plans based on youth recommendations
- Greater transparency in how youth input is used in policymaking
- Opportunities for youth representatives to co-create EU initiatives
- Otro: _____

Promoting social inclusion and equal opportunities for all young people.

9. What do you think is the most effective way to promote social inclusion among young people?

Marca solo un óvalo.

- Organizing community-based events to foster connections
- Creating mentorship programs for underrepresented groups
- Offering free or subsidized access to education and training
- Otro: _____

10. Which area should be prioritized to ensure equal opportunities for all young people?

Marca solo un óvalo.

- Access to quality education
- Equal access to job opportunities
- Support for marginalized or vulnerable youth groups
- Otro: _____

11. What initiative would have the biggest impact on reducing inequality among young people?

Marca solo un óvalo.

- Launching EU-wide campaigns on diversity and inclusion
- Providing financial assistance for disadvantaged youth
- Establishing youth hubs focused on inclusion and equal opportunities
- Otro: _____

Improving youth mental health services.

12. Which type of mental health service do you think would benefit young people the most?

Marca solo un óvalo.

- Free or subsidized individual therapy sessions
- Mental health workshops in schools and universities
- Accessible online platforms for mental health support
- Otro: _____

13. What should be the top priority in improving youth mental health services?

Marca solo un óvalo.

- Reducing wait times for accessing mental health professionals
- Increasing mental health awareness and education campaigns
- Expanding funding for youth-focused mental health programs
- Otro: _____

14. What role should the EU play in supporting youth mental health?

Marca solo un óvalo.

- Funding mental health programs across member states
- Promoting collaboration among EU countries to share best practices
- Creating EU-wide standards for youth mental health services
- Otro: _____

15. Do you have any innovative or specific proposals for improving the dialogue between youth and EU decision-makers that are not covered by the options above? Please describe your idea and how it could enhance communication and collaboration.

GOAL 2 "Equality of All Genders"

Welcome to the section on **Goal 2: Equality of All Genders!** In this part of the survey, we'll dive into three important topics chosen by young Europeans:

- Supporting survivors of gender-based violence.
- Protecting against gender discrimination.
- Promoting education and awareness about gender equality.

Your ideas and opinions are key to shaping the future. Let's work together to make equality a reality across Europe! Thank you for being part of this important discussion.

Supporting survivors of gender-based violence.

16. What type of support service do you think is most essential for survivors of gender-based violence? *

Marca solo un óvalo.

- Safe shelters and housing options
- Free legal aid and representation
- Access to counseling and mental health services
- Otro: _____

17. Which area should receive the most funding to improve support for survivors? *

Marca solo un óvalo.

- Expanding crisis hotlines and online support platforms
- Training professionals to provide specialized care
- Raising awareness through community campaigns
- Otro: _____

18. What role should the EU play in supporting survivors of gender-based violence? *

Marca solo un óvalo.

- Funding survivor support programs across member states
- Establishing EU-wide standards for services and protections
- Promoting cross-border cooperation to protect survivors
- Otro: _____

Protecting against gender discrimination

19. What is the most effective way to prevent gender discrimination? *

Marca solo un óvalo.

- Strengthening anti-discrimination laws and enforcement
- Conducting educational campaigns on gender equality
- Promoting diversity in workplaces and leadership positions
- Otro: _____

20. Which group should be prioritized for protection against gender discrimination? *

Marca solo un óvalo.

- Women and girls in vulnerable situations
- LGBTQ+ individuals facing systemic discrimination
- Marginalized groups affected by intersectional inequalities
- Otro: _____

21. What action should the EU prioritize to combat gender discrimination? *

Marca solo un óvalo.

- Creating a monitoring body to ensure compliance with equality laws
- Supporting organizations that fight gender discrimination
- Funding initiatives to empower those affected by discrimination
- Otro: _____

Promoting education and awareness about gender equality.

22. What type of educational initiative would be most effective in promoting gender equality? *

Marca solo un óvalo.

- a) Including gender equality topics in school curriculums
- b) Organizing workshops and training for young people
- c) Promoting gender equality campaigns through social media
- Otro: _____

23. Which audience should be the primary focus of gender equality education efforts? *

Marca solo un óvalo.

- Children and teenagers in schools
- Employers and employees in workplaces
- Community leaders and policymakers
- Otro: _____

24. What is the best way to raise awareness about gender equality among young people? *

Marca solo un óvalo.

- Sharing stories and testimonials through media platforms
- Hosting youth-led events and discussions on gender equality
- Distributing educational materials in schools and universities
- Otro: _____

25. What ideas or suggestions do you have for advancing gender equality and ensuring support for all individuals, regardless of gender, across Europe? Please share any specific actions or initiatives you believe could make a meaningful impact.

Goal 3: Inclusive Societies

Welcome to the section on **Goal 3: Inclusive Societies!** Here, we explore ways to build communities where everyone feels valued and included. The key topics we'll focus on are:

- Developing community-based vocational training and entrepreneurship centers.
- Removing barriers to education, training, and the labor market.
- Organizing cultural exchange days in youth centers.

Your input will help shape a more inclusive Europe for all. Thank you for sharing your perspective!

Developing community-based vocational training and entrepreneurship centers

26. What type of vocational training center would benefit young people the most? *

Marca solo un óvalo.

- Centers offering career-specific skills (e.g., tech, arts, trades)
- Entrepreneurship hubs for starting and growing small businesses
- Centers combining vocational training with mentorship programs
- Otro: _____

27. Which group should be prioritized in community-based vocational training programs? *

Marca solo un óvalo.

- a) Young people from rural areas
- b) Unemployed youth seeking new opportunities
- c) Marginalized groups needing specialized support
- Otro: _____

28. What is the most important feature of a community-based vocational training center? *

Marca solo un óvalo.

- a) Accessibility and affordability for all youth
- b) Opportunities to connect with local businesses for internships
- c) Hands-on training tailored to local job market needs
- Otro: _____

Removing barriers to education, training, and the labor market

29. What is the most significant barrier young people face in accessing education or training? *

Marca solo un óvalo.

- a) High costs of education and training programs
- b) Limited availability of programs in rural areas
- c) Lack of information about available opportunities
- Otro: _____

30. Which initiative would most effectively help young people access the labor market? *

Marca solo un óvalo.

- a) Creating more internships and apprenticeships
- b) Offering job placement services for young graduates
- c) Providing financial support for vocational education
- Otro: _____

31. What should be the top priority for removing barriers to education and employment? *

Marca solo un óvalo.

- a) Ensuring equal opportunities for marginalized groups
- b) Improving transportation and connectivity to education centers
- c) Promoting awareness campaigns about available resources
- Otro: _____

Organizing cultural exchange days in youth centers.

32. What activity would you most like to see during cultural exchange days? *

Marca solo un óvalo.

- a) Workshops showcasing traditional arts, crafts, and music
- b) Interactive discussions about cultural diversity and inclusion
- c) Food fairs with dishes from different cultures
- Otro: _____

33. Who should be involved in organizing cultural exchange days? *

Marca solo un óvalo.

- a) Local youth and community leaders
- b) Schools and educational institutions
- c) International organizations promoting cultural diversity
- Otro: _____

34. What is the most important goal of cultural exchange days? *

Marca solo un óvalo.

- a) Building friendships and understanding among young people
- b) Promoting respect and appreciation for diverse cultures
- c) Learning practical skills through cross-cultural activities
- Otro: _____

35. What ideas or suggestions do you have for fostering inclusivity through cultural exchange days in youth centers? Please share specific activities or initiatives you believe would make these events impactful.

Goal 4: Information & Constructive Dialogue

Welcome to the section on **Goal 4: Information & Constructive Dialogue!** This goal focuses on empowering young people with the tools and skills needed to access reliable information and engage in meaningful discussions. The key topics we'll explore are:

- Building critical thinking and information analysis skills.
- Promoting digital literacy for effective communication.
- Fostering community engagement and information sharing.

Your perspective will help shape strategies to enhance communication and access to information for all young Europeans. Thank you for your valuable input!

Building Critical Thinking and Information Analysis Skills

36. What is the most important skill to develop for critical thinking? *

Marca solo un óvalo.

- a) Identifying reliable sources of information
- b) Analyzing and interpreting data effectively
- c) Spotting and addressing misinformation
- Otro: _____

37. What is the best way to teach critical thinking to young people? *

Marca solo un óvalo.

- a) Workshops and training sessions in schools
- b) Online courses and interactive platforms
- c) Mentorship programs with industry experts
- Otro: _____

38. Who should lead efforts to develop critical thinking among youth? *

Marca solo un óvalo.

- a) Schools and universities
- b) Nonprofit organizations and youth groups
- c) Government and EU-funded programs
- Otro: _____

Promoting Digital Literacy for Effective Communication

39. What aspect of digital literacy should be prioritized for young people? *

Marca solo un óvalo.

- a) Safe and responsible use of social media
- b) Navigating and evaluating online content
- c) Communicating effectively in a digital environment
- Otro: _____

40. Which method would be most effective for teaching digital literacy? *

Marca solo un óvalo.

- a) Interactive online tutorials and tools
- b) Workshops hosted by experts in schools or communities
- c) Public awareness campaigns about digital skills
- Otro: _____

41. What challenge in digital communication do you think needs urgent attention? *

Marca solo un óvalo.

- a) Combating cyberbullying and online harassment
- b) Reducing the spread of misinformation
- c) Ensuring access to digital tools for underserved communities
- Otro: _____

Fostering Community Engagement and Information Sharing

42. What activity would best encourage community engagement? *

Marca solo un óvalo.

- a) Local events to discuss and solve community issues
- b) Online forums connecting diverse youth perspectives
- c) Volunteer opportunities for young people in their communities
- Otro: _____

43. How can information sharing within communities be improved? *

Marca solo un óvalo.

- a) Creating centralized platforms for community news and updates
- b) Organizing regular in-person meetings or events
- c) Using social media to share resources and opportunities
- Otro: _____

44. What is the most important goal of community engagement? *

Marca solo un óvalo.

- a) Building stronger, more connected local networks
- b) Sharing knowledge and resources for mutual benefit
- c) Inspiring youth to take active roles in their communities
- Otro: _____

45. What additional ideas or proposals do you have for improving access to reliable information and fostering constructive dialogue among young people in Europe?

Goal 5: Mental Health & Wellbeing

Welcome to the section on **Goal 5: Mental Health & Wellbeing!** This goal focuses on improving mental health awareness, access to support, and overall well-being for young people across Europe. The key topics we'll explore are:

- Increasing social awareness and visibility around mental health.
- Improving access to affordable and quality mental health services.
- Teaching guidelines on emotional management.

Your input will help shape better support systems and policies for youth mental health. Thank you for sharing your valuable insights!

Increasing Social Awareness and Visibility Around Mental Health

46. What is the most effective way to increase awareness about mental health? *

Marca solo un óvalo.

- a) Social media campaigns led by youth influencers
- b) School programs on mental health education
- c) Public events and workshops promoting mental health awareness
- Otro: _____

47. Which group should be the focus of mental health awareness efforts? *

Marca solo un óvalo.

- a) Young people in schools and universities
- b) Parents and caregivers to support youth better
- c) Community leaders to create inclusive environments
- Otro: _____

48. What should be prioritized in raising mental health visibility? *

Marca solo un óvalo.

- a) Sharing personal stories to reduce stigma
- b) Highlighting the importance of early intervention
- c) Promoting available mental health resources
- Otro: _____

Improving Access to Affordable and Quality Mental Health Services

49. What is the most significant barrier to accessing mental health services? *

Marca solo un óvalo.

- a) High costs of therapy or counseling
- b) Lack of available professionals in the area
- c) Stigma preventing individuals from seeking help
- Otro: _____

50. What type of service should receive the most funding to improve mental health access? *

Marca solo un óvalo.

- a) Free or subsidized therapy and counseling
- b) Expansion of school-based mental health programs
- c) Development of online mental health support platforms
- Otro: _____

51. Who should play the biggest role in improving access to mental health services? *

Marca solo un óvalo.

- a) Local governments and healthcare providers
- b) European Union initiatives and funding
- c) Community-based organizations and youth groups
- Otro: _____

Teaching Guidelines on Emotional Management

52. What is the best way to teach young people emotional management? *

Marca solo un óvalo.

- a) Workshops and training in schools
- b) Interactive apps and online resources
- c) Peer-led support groups
- Otro: _____

53. Which skill is most important for effective emotional management? *

Marca solo un óvalo.

- a) Recognizing and managing stress
- b) Building resilience and coping strategies
- c) Communicating emotions effectively
- Otro: _____

54. What role should schools play in teaching emotional management? *

Marca solo un óvalo.

- a) Integrating it into regular curriculum subjects
- b) Hosting regular workshops with mental health professionals
- c) Providing peer-led discussion groups on emotional well-being
- Otro: _____

55. What suggestions or ideas do you have to improve mental health awareness, access to services, and emotional management education for young people in Europe?

Goal 6: Moving Rural Youth Forward

Welcome to the section on **Goal 6: Moving Rural Youth Forward!** This goal focuses on addressing the unique challenges faced by young people in rural areas and creating opportunities for growth and development. The key topics we'll explore are:

- Increasing access to educational and professional opportunities for rural youth.
- Promoting entrepreneurship and sustainable local initiatives.
- Including rural areas in national cultural programs.

Your perspective will help shape initiatives to support and empower rural youth across Europe. Thank you for your valuable input!

Increasing Access to Educational and Professional Opportunities for Rural Youth

56. What is the most important resource to improve education for rural youth? *

Marca solo un óvalo.

- a) More funding for rural schools and training centers
- b) Reliable internet access for remote learning
- c) Scholarship programs for rural students
- Otro: _____

57. What would help rural youth access better job opportunities? *

Marca solo un óvalo.

- a) Career fairs and job matching programs in rural areas
- b) Improved transportation to access urban job markets
- c) Vocational training tailored to rural industries
- Otro: _____

58. Who should lead efforts to improve education and job access for rural youth?

Marca solo un óvalo.

- a) Local governments and communities
- b) National governments and EU funding
- c) Private sector partnerships
- Otro: _____

Promoting Entrepreneurship and Sustainable Local Initiatives

59. What kind of support would help rural youth start businesses? *

Marca solo un óvalo.

- a) Access to loans and financial aid
- b) Mentorship and training in entrepreneurship
- c) Simplified processes for starting a business
- Otro: _____

60. What type of local initiative would have the biggest impact on rural areas? *

Marca solo un óvalo.

- a) Renewable energy projects creating jobs
- b) Agriculture and food production programs
- c) Tourism initiatives showcasing rural culture
- Otro: _____

61. How can rural entrepreneurship be encouraged? *

Marca solo un óvalo.

- a) Hosting workshops and networking events in rural areas
- b) Highlighting successful rural entrepreneurs as role models
- c) Providing tax incentives for rural startups
- Otro: _____

Including Rural Areas in National Cultural Programs

62. What type of cultural program would benefit rural areas the most? *

Marca solo un óvalo.

- a) Touring arts and music events in rural communities
- b) Intercultural exchanges connecting rural and urban youth
- c) Funding for preserving and promoting local traditions
- Otro: _____

63. What should be the focus of national cultural programs for rural youth? *

Marca solo un óvalo.

- a) Building pride in local heritage and culture
- b) Offering opportunities to connect with urban centers
- c) Encouraging youth-led cultural initiatives
- Otro: _____

64. Who should be involved in bringing cultural programs to rural areas? *

Marca solo un óvalo.

- a) Local governments and cultural organizations
- b) National and EU funding bodies
- c) Youth groups and community leaders
- Otro: _____

65. What ideas or suggestions do you have to support rural youth in accessing education, fostering entrepreneurship, or participating in cultural programs?

Goal 7: Quality Employment for All

Welcome to the section on **Goal 7: Quality Employment for All!** This goal focuses on ensuring that all young people have access to fair, inclusive, and meaningful employment opportunities. The key topics we'll explore are:

- Empowering workers through knowledge and skills.
- Creating decent and accessible jobs for young people.
- Combating discrimination and promoting inclusion in the workplace.

Your input will help shape strategies to improve employment conditions and opportunities for youth across Europe. Thank you for your valuable contributions!

Empowering Workers Through Knowledge and Skills

66. What is the most important skill for young people entering the workforce? *

Marca solo un óvalo.

- a) Digital and technological skills
- b) Communication and teamwork abilities
- c) Problem-solving and critical thinking
- Otro: _____

67. What would be the best way to provide young workers with the skills they need? *

Marca solo un óvalo.

- a) Vocational training programs
- b) Internships and apprenticeships
- c) Online courses and certifications
- Otro: _____

68. Who should take the lead in empowering youth with job skills? *

Marca solo un óvalo.

- a) Educational institutions and training centers
- b) Employers through workplace training programs
- c) Government and EU-funded initiatives
- Otro: _____

Creating Decent and Accessible Jobs for Young People

69. What is the biggest barrier for young people in finding decent jobs?

Marca solo un óvalo.

- a) Lack of experience required by employers
- b) Limited job opportunities in certain regions
- c) Unfair working conditions or low wages
- Otro: _____

70. What initiative would most help create accessible jobs for youth? *

Marca solo un óvalo.

- a) Funding for youth entrepreneurship programs
- b) Incentives for companies to hire young workers
- c) Expanding job placement and career counseling services
- Otro: _____

71. What type of job opportunities should be prioritized for young people? *

Marca solo un óvalo.

- a) Sustainable and green jobs
- b) Roles in high-demand industries like tech and healthcare
- c) Jobs supporting local economies and communities
- Otro: _____

Combating Discrimination and Promoting Inclusion in the Workplace

72. What is the most effective way to promote inclusion in the workplace? *

Marca solo un óvalo.

- a) Implementing anti-discrimination training for employees
- b) Enforcing workplace diversity policies
- c) Highlighting successful examples of inclusive workplaces
- Otro: _____

73. Which group should be prioritized in efforts to promote workplace inclusion? *

Marca solo un óvalo.

- a) Women in male-dominated fields
- b) People with disabilities
- c) Youth from marginalized communities
- Otro: _____

74. What role should the EU play in promoting inclusion in the workplace? *

Marca solo un óvalo.

- a) Setting and monitoring workplace diversity standards
- b) Funding programs that promote inclusive employment practices
- c) Supporting campaigns to raise awareness about workplace discrimination
- Otro: _____

75. What ideas or suggestions do you have to improve employment opportunities, promote inclusion, or empower young workers in Europe?

Goal 8: Quality Learning

Welcome to the section on **Goal 8: Quality Learning!** This goal aims to ensure that young people across Europe have access to inclusive, innovative, and lifelong learning opportunities. The key topics we'll explore are:

- Ensuring equal access to quality education for all young people.
- Promoting lifelong learning and adapting to labor market demands.
- Integrating inclusive and innovative education practices.

Your input will help shape initiatives to improve learning experiences and opportunities for youth. Thank you for sharing your perspective!

"Ensuring Equal Access to Quality Education for All Young People"

76. What is the most important factor in providing equal access to education? *

Marca solo un óvalo.

- a) Improving infrastructure in underserved areas
- b) Offering financial aid for disadvantaged students
- c) Ensuring access to technology for remote learning
- Otro: _____

77. Which group should be prioritized in efforts to improve access to education? *

Marca solo un óvalo.

- a) Rural and remote communities
- b) Marginalized and vulnerable youth
- c) Students with disabilities
- Otro: _____

78. What type of initiative would best ensure equal access to education? *

Marca solo un óvalo.

- a) Expanding scholarships and grants
- b) Building more schools in underserved areas
- c) Providing free resources like textbooks and internet access
- Otro: _____

Promoting Lifelong Learning and Adapting to Labor Market Demands

79. What is the most important benefit of lifelong learning? *

Marca solo un óvalo.

- a) Staying competitive in the job market
- b) Building personal skills and knowledge
- c) Adapting to new technologies and industries
- Otro: _____

80. What type of lifelong learning programs should be prioritized *

Marca solo un óvalo.

- a) Online courses and certifications
- b) Community-based workshops and training sessions
- c) Employer-sponsored learning opportunities
- Otro: _____

81. Who should lead the promotion of lifelong learning? *

Marca solo un óvalo.

- a) Educational institutions
- b) Employers and industry leaders
- c) Government and EU initiatives
- Otro: _____

Integrating Inclusive and Innovative Education Practices

82. What innovation would most improve education for young people? *

Marca solo un óvalo.

- a) Using AI and technology to personalize learning
- b) Offering project-based and experiential learning opportunities
- c) Incorporating mental health and well-being into education
- Otro: _____

83. Which aspect of inclusive education is most important to focus on? *

Marca solo un óvalo.

- a) Supporting students with disabilities
- b) Encouraging diverse perspectives in the classroom
- c) Reducing inequalities in access to advanced learning tools
- Otro: _____

84. What is the best way to make education more innovative? *

Marca solo un óvalo.

- a) Funding research and development for new teaching methods
- b) Training teachers in the latest educational technologies
- c) Creating partnerships between schools and tech companies
- Otro: _____

85. What additional ideas or proposals do you have for ensuring quality learning, promoting lifelong education, or integrating innovation into teaching practices across Europe?

Goal 9: Inclusive Public Spaces

Welcome to the section on **Goal 9: Inclusive Public Spaces!** This goal focuses on creating safe, accessible, and welcoming spaces where all young people can gather, share ideas, and participate in community life. The key topics we'll explore are:

- Supporting cultural integration and providing assistance for immigrants.
- Developing accessible public spaces for disabled people.
- Promoting a participatory culture and civic engagement among youth.

Your insights will help shape more inclusive and equitable public spaces across Europe. Thank you for your participation!

Supporting Cultural Integration and Providing Assistance for Immigrants

86. What type of program would most support cultural integration? *

Marca solo un óvalo.

- a) Language classes and cultural workshops for immigrants
- b) Mentorship programs pairing immigrants with local youth
- c) Community events celebrating cultural diversity
- Otro: _____

87. What is the biggest barrier to cultural integration for immigrants? *

Marca solo un óvalo.

- a) Lack of access to language and cultural education
- b) Social stigma and discrimination
- c) Limited employment and housing opportunities
- Otro: _____

88. Who should lead efforts to support cultural integration? *

Marca solo un óvalo.

- a) Local governments and community organizations
- b) National governments and EU initiatives
- c) Schools and universities
- Otro: _____

Developing Accessible Public Spaces for Disabled People

89. What is the most important feature of an accessible public space? *

Marca solo un óvalo.

- a) Physical accessibility (e.g., ramps, elevators)
- b) Inclusive communication tools (e.g., sign language interpreters)
- c) Spaces designed for social interaction and inclusion
- Otro: _____

90. Which public spaces should be prioritized for accessibility improvements? *

Marca solo un óvalo.

- a) Schools and educational facilities
- b) Parks and recreational areas
- c) Transportation hubs and urban centers
- Otro: _____

91. What initiative would most effectively promote accessibility in public spaces? *

Marca solo un óvalo.

- a) Government-mandated accessibility standards
- b) Awareness campaigns on the importance of inclusivity
- c) Community-driven projects to improve local spaces
- Otro: _____

Promoting a Participatory Culture and Civic Engagement Among Youth

92. What is the best way to encourage youth to engage in their communities? *

Marca solo un óvalo.

- a) Organizing youth-led initiatives and events
- b) Providing platforms for youth to voice their opinions
- c) Offering incentives like awards or recognition programs
- Otro: _____

93. What type of participatory activity would interest young people the most? *

Marca solo un óvalo.

- a) Community improvement projects
- b) Public forums and discussions on local issues
- c) Volunteer opportunities with local organizations
- Otro: _____

94. What is the greatest benefit of fostering a participatory culture among youth? *

Marca solo un óvalo.

- a) Building stronger and more connected communities
- b) Empowering young people to influence local decisions
- c) Encouraging active citizenship and long-term involvement
- Otro: _____

95. What suggestions or ideas do you have for creating more inclusive public spaces or encouraging youth participation in civic life across Europe?

Goal 10: Sustainable Green Europe

Welcome to the section on **Goal 10: Sustainable Green Europe!** This goal focuses on empowering young people to lead the way in creating a greener, more sustainable future. The key topics we'll explore are:

- Raising environmental awareness and providing education for sustainability.
- Supporting youth involvement in environmental and conservation initiatives.
- Fostering community engagement and action for sustainability.

Your perspective is vital in shaping a sustainable Europe for current and future generations. Thank you for sharing your ideas!

Raising Environmental Awareness and Providing Education for Sustainability

96. What is the best way to raise awareness about environmental sustainability? *

Marca solo un óvalo.

- a) Campaigns led by youth influencers and environmental activists
- b) Integrating environmental education into school curriculums
- c) Public workshops and events focused on sustainability
- Otro: _____

97. What topic should be prioritized in environmental education? *

Marca solo un óvalo.

- a) Climate change and its effects
- b) Waste reduction and recycling practices
- c) Renewable energy and green technology
- Otro: _____

98. Who should take the lead in promoting environmental awareness? *

Marca solo un óvalo.

- a) Schools and educational institutions
- b) Nonprofit organizations and environmental groups
- c) Local governments and EU initiatives
- Otro: _____

Supporting Youth Involvement in Environmental and Conservation Initiatives

99. What type of initiative would most inspire youth participation in environmental efforts? *

Marca solo un óvalo.

- a) Tree planting and reforestation programs
- b) Clean-up drives in local communities
- c) Advocacy and policy campaigns led by youth
- Otro: _____

100. What is the biggest challenge young people face in getting involved in environmental initiatives? *

Marca solo un óvalo.

- a) Lack of information about available opportunities
- b) Limited access to funding or resources
- c) Insufficient support from local communities
- Otro: _____

101. How can the EU better support youth involvement in environmental conservation? *

Marca solo un óvalo.

- a) Funding grassroots youth-led projects
- b) Hosting international youth summits on sustainability
- c) Providing training programs on environmental advocacy
- Otro: _____

Fostering Community Engagement and Action for Sustainability

102. What type of community activity would most effectively promote sustainability? *

Marca solo un óvalo.

- a) Local workshops on sustainable living practices
- b) Community gardens and green spaces initiatives
- c) Neighborhood competitions focused on reducing carbon footprints
- Otro: _____

103. What should be the main focus of sustainability efforts in communities? *

Marca solo un óvalo.

- a) Encouraging waste reduction and recycling
- b) Promoting renewable energy solutions
- c) Preserving natural habitats and biodiversity
- Otro: _____

104. What is the most effective way to engage communities in sustainability? *

Marca solo un óvalo.

- a) Public recognition of environmentally friendly practices
- b) Incentives for adopting green practices (e.g., tax breaks)
- c) Creating local platforms for collaboration and sharing ideas
- Otro: _____

105. What additional ideas or proposals do you have for involving young people in creating a more sustainable and environmentally friendly Europe?

Goal 11: Youth Organisations and European Programmes

Welcome to the section on **Goal 11: Youth Organisations and European Programmes!**

This goal focuses on strengthening the capacity and accessibility of youth organizations and enhancing their connection to European programs. The key topics we'll explore are:

- Facilitating international collaboration between youth organizations.
- Strengthening the capacity of youth organizations.
- Increasing accessibility to European programs for all young people.

Your input will help empower youth organizations and ensure that European programs are more inclusive and impactful. Thank you for sharing your thoughts!

Facilitating International Collaboration Between Youth Organizations

106. What is the most effective way to encourage international collaboration among youth organizations? *

Marca solo un óvalo.

- a) Hosting international youth conferences and forums
- b) Creating digital platforms for cross-border networking
- c) Providing EU grants specifically for collaborative projects
- Otro: _____

107. What is the biggest challenge to international collaboration for youth organizations? *

Marca solo un óvalo.

- a) Language barriers and cultural differences
- b) Lack of funding and resources
- c) Limited awareness of collaboration opportunities
- Otro: _____

108. Who should lead efforts to facilitate collaboration between youth organizations across countries? *

Marca solo un óvalo.

- a) The European Union through dedicated programs
- b) National governments and local councils
- c) Nonprofit organizations and youth leaders
- Otro: _____

Strengthening the Capacity of Youth Organizations

109. What is the most important area for youth organizations to strengthen? *

Marca solo un óvalo.

- a) Training for leaders and staff
- b) Developing better funding strategies
- c) Expanding outreach and engagement efforts
- Otro: _____

110. What support do youth organizations need the most to build capacity? *

Marca solo un óvalo.

- a) Access to grants and financial aid
- b) Mentorship and training programs
- c) Partnerships with other organizations or institutions
- Otro: _____

111. How can youth organizations better engage with their communities? *

Marca solo un óvalo.

- a) Hosting local events and workshops
- b) Partnering with schools and universities
- c) Using social media to reach a wider audience
- Otro: _____

Increasing Accessibility to European Programs for All Young People

112. What is the most significant barrier young people face in accessing European programs? *

Marca solo un óvalo.

- a) Lack of information about available opportunities
- b) Complex application processes
- c) Language and accessibility challenges
- Otro: _____

113. What type of initiative would make European programs more accessible? *

Marca solo un óvalo.

- a) Simplifying the application process
- b) Launching awareness campaigns in schools and youth centers
- c) Offering multilingual support for program participants
- Otro: _____

114. Who should take the lead in ensuring all young people can access European programs? *

Marca solo un óvalo.

- a) The European Union through outreach efforts
- b) National governments providing local support
- c) Youth organizations spreading awareness
- Otro: _____

115. What additional ideas or proposals do you have to strengthen youth organizations or improve access to European programs for young people?

Thank You for Your Participation!

Dear Participant,

Thank you for taking the time to share your thoughts and ideas. Your input is invaluable to the **PeerCivic Project: Strengthening the Civic Commitment of Young People Through Peer-Led Initiative Community.**

By contributing to this survey, you've played an important role in shaping policies and initiatives that reflect the priorities and aspirations of young people across Europe. Together, we're building a stronger, more inclusive, and empowered future for all.

Your voice matters—thank you for being part of this journey!

Este contenido no ha sido creado ni aprobado por Google.

Google Formularios

